

Scaled data based on original data using
LM-79-08 Approved Method: Electrical and Photometric Measurements of Solid-
State Lighting Products

Test Report Prepared for
Cooper Lighting Solutions
(formerly Eaton)

Brand: STREETWORKS

Report Number: P653690

Luminaire Tested: **GLAN-SA2A-840-U-5MQ**

Issue Date: 1/4/2021

Test Information

Test Method: LM-79-08
Report Number: P653690
TEST IS SCALED FROM IESNA LM-79-08 TEST DATA (G3-2011-042-2)
Test Lab: INNOVATION CENTER
Issue Date: 1/4/2021
Manufacturer: COOPER LIGHTING SOLUTIONS (FORMERLY EATON)
Product Line: STREETWORKS
Catalog Number: GLAN-SA2A-840-U-5MQ
Description: GALLEON AREA AND ROADWAY LUMINAIRE
(2) 80 CRI, 4000K, 615mA LIGHTSQUARES WITH 16 LEDS EACH AND TYPE V MEDIUM OPTICS
Light Source: -
Ballast/Driver: ELECTRONIC DRIVER

Summary

Lumens per Lamp: N/A
Luminaire Lumens: 8111.4 lumens
Efficiency: N/A
Efficacy: 128.8 lumens/watt
Luminous Opening: Rectangular (W 0.5' x L: 1' x H: 0')
IES Classification: Type V - Short
BUG Rating: B3 - U0 - G2

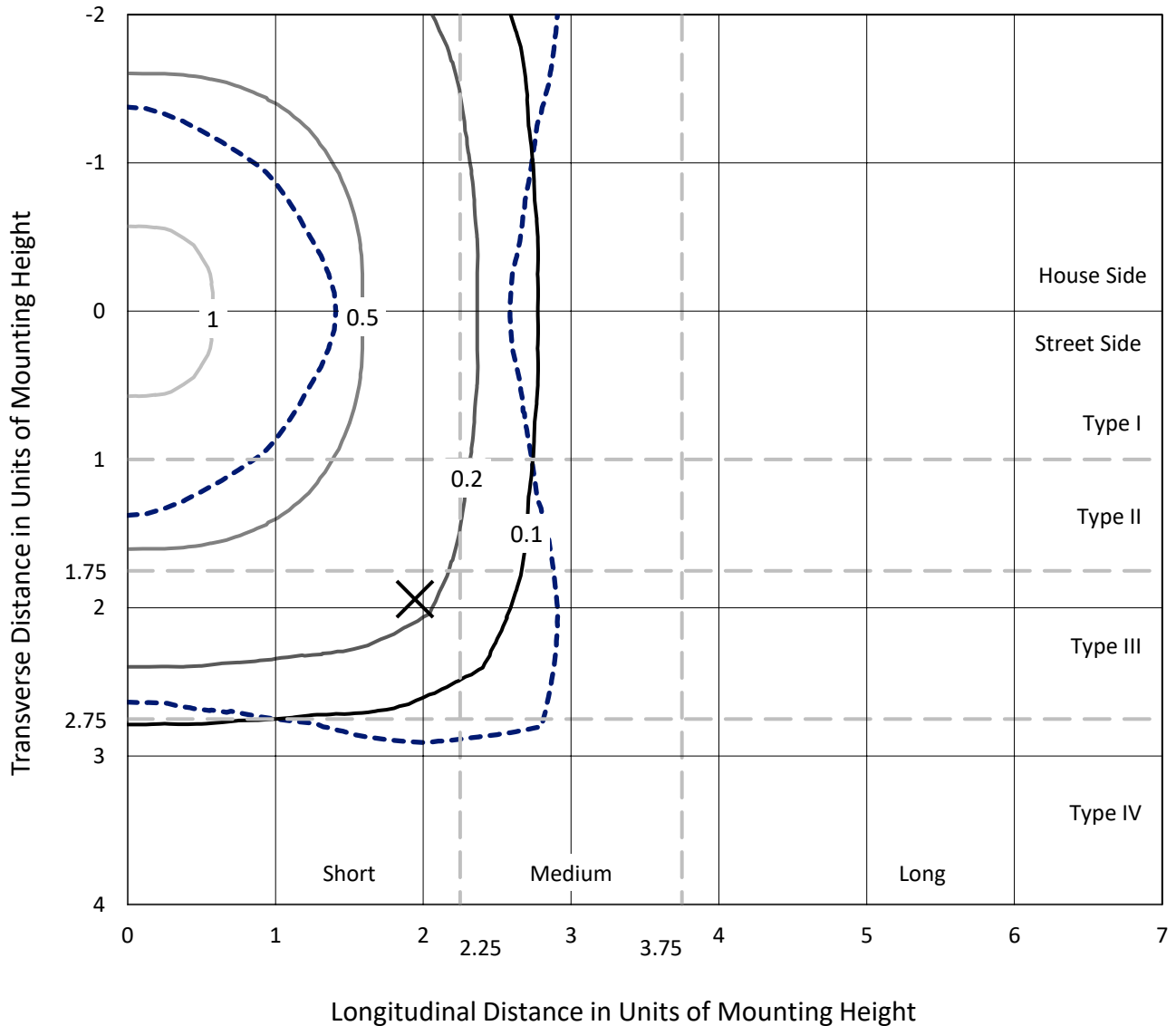
Input Watts (W): 63
Input Voltage (V): NR
Input Current (Ain): NR
Voltage Rise (V): NR
Power Factor: NR
Total Harmonic Distortion (THDi): NR
Frequency (hertz): 60
Stabilization Time: NR
Operation Time: NR
Ambient Temperature (°C): NR
Test Distance: 24 FT



REPORT NUMBER: P653690
 CATALOG NUMBER: GLAN-SA2A-840-U-5MQ

Iso-Footcandle Lines of Horizontal Illumination

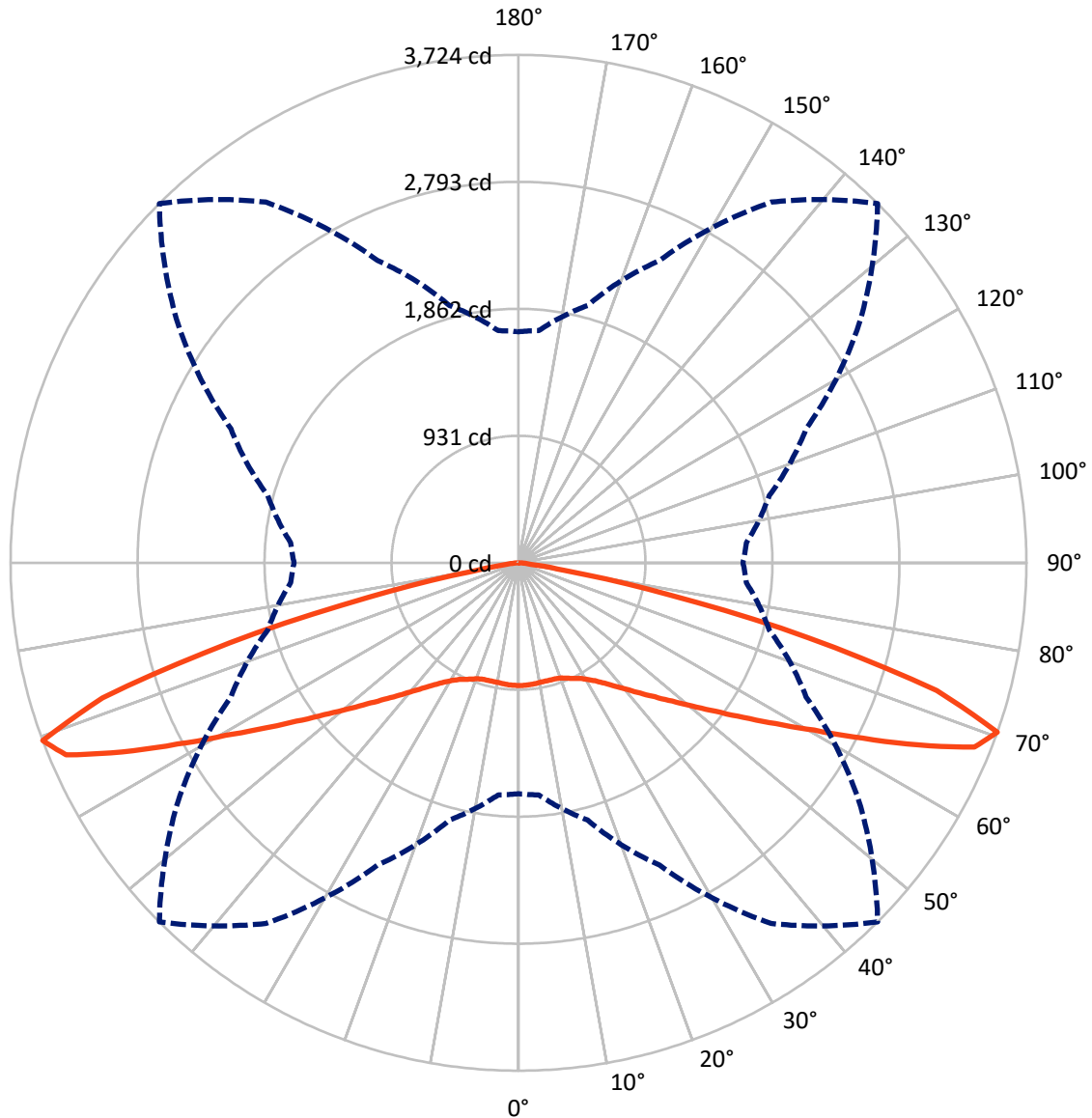
× Max cd
 - - - 1/2 Max cd



Based on 25 foot mounting height. Maximum calculated value = 1.4 fc
 Type V - Short - N/A

REPORT NUMBER: P653690
CATALOG NUMBER: GLAN-SA2A-840-U-5MQ

Luminous Intensity Polar Plot



— Vertical Plane Through 45-Deg Lateral - - - Horizontal Cone Through 70-Deg Vertical

REPORT NUMBER: P653690
 CATALOG NUMBER: GLAN-SA2A-840-U-5MQ

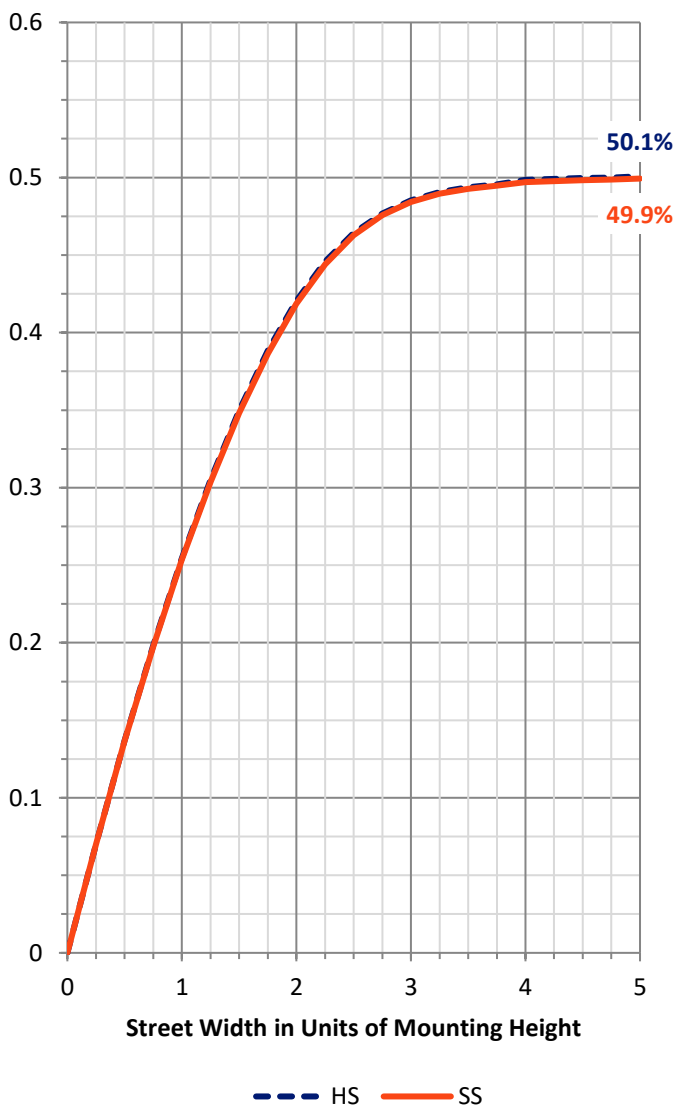
FLUX DISTRIBUTION:

		Downward	Upward	Total
House Side	Lumens	4055.7	0.0	4055.7
	% Fixture	50.0	0.0	50.0
Street Side	Lumens	4055.7	0.0	4055.7
	% Fixture	50.0	0.0	50.0
Total	Lumens	8111.4	0.0	8111.4
	% Fixture	100.0	0.0	100.0

ZONAL LUMENS:

Zone	Lumens	% Fixture
0°-10°	85.4	1.1
10°-20°	250.6	3.1
20°-30°	428.7	5.3
30°-40°	680.4	8.4
40°-50°	1097.7	13.5
50°-60°	1786.0	22.0
60°-70°	2589.0	31.9
70°-80°	1148.4	14.2
80°-90°	45.3	0.6
90°-100°	0.0	0.0
100°-110°	0.0	0.0
110°-120°	0.0	0.0
120°-130°	0.0	0.0
130°-140°	0.0	0.0
140°-150°	0.0	0.0
150°-160°	0.0	0.0
160°-170°	0.0	0.0
170°-180°	0.0	0.0
0°-90°	8111.4	100.0
0°-180°	8111.4	100.0

Coefficient of Utilization



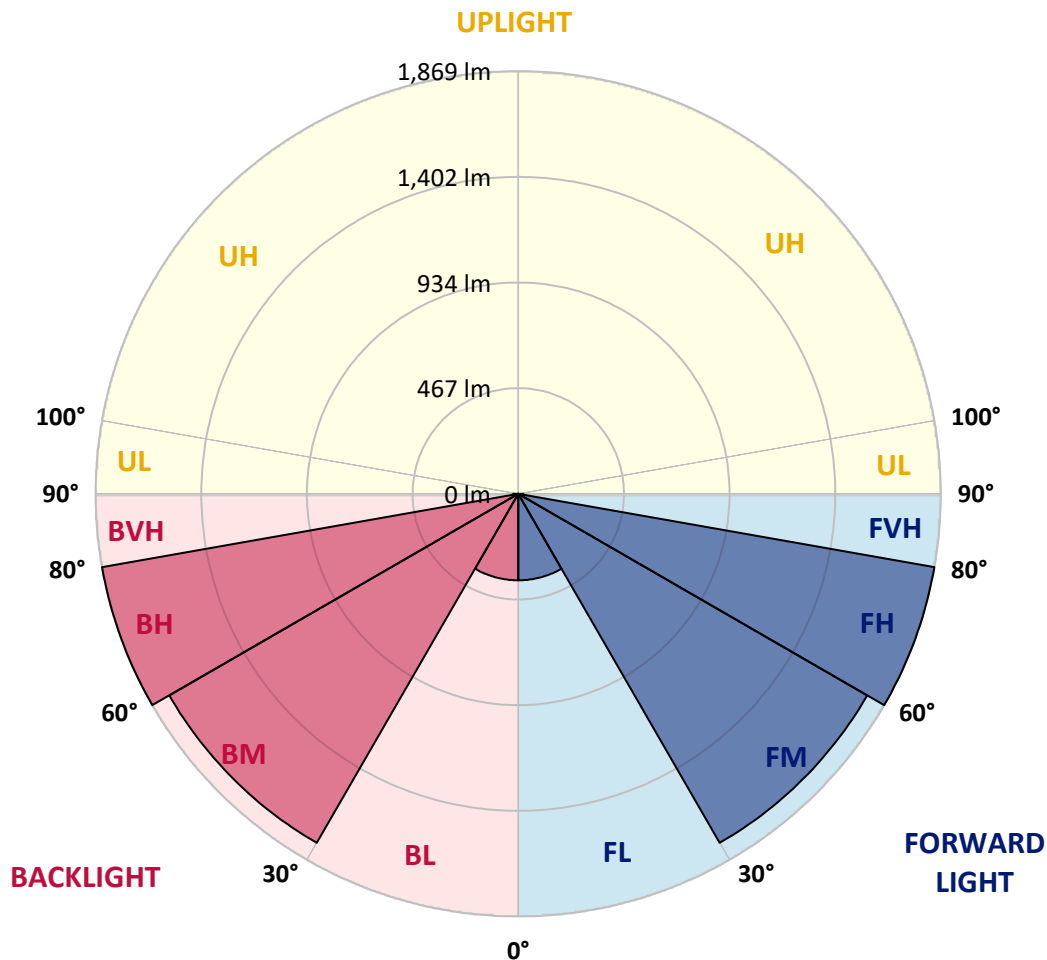
REPORT NUMBER: P653690
 CATALOG NUMBER: GLAN-SA2A-840-U-5MQ

LUMINAIRE CLASSIFICATION SYSTEM LUMEN TABLE AND BUG RATING:

Zone	Lumens	% Fixture	Zone Rating/Lumen Limit		
			B	U	G
FL (0°-30°)	382.4	4.7			
FM (30°-60°)	1782.0	22.0			
FH (60°-80°)	1868.7	23.0			G2/5000
FVH (80°-90°)	22.6	0.3			G1/100
BL (0°-30°)	382.4	4.7	B1/500		
BM (30°-60°)	1782.0	22.0	B2/2500		
BH (60°-80°)	1868.7	23.0	B3/2500		G2/5000
BVH (80°-90°)	22.6	0.3			G1/100
UL (90°-100°)	0.0	0.0		U0/0	
UH (100°-180°)	0.0	0.0		U0/0	

BUG Rating: B3-U0-G2

Type V Short





REPORT NUMBER: P653690
 CATALOG NUMBER: GLAN-SA2A-840-U-5MQ

CANDELA DISTRIBUTION (FULL):

	0°	5°	15°	25°	35°	45°	55°	65°	75°	85°	90°
0°	900.7	900.7	900.7	900.7	900.7	900.7	900.7	900.7	900.7	900.7	900.7
2.5°	900.7	901.6	900.3	899.4	899.0	899.0	898.6	899.0	901.6	902.1	900.7
5°	898.2	899.0	898.6	897.8	897.3	897.3	896.9	896.4	898.6	899.4	899.0
7.5°	894.7	895.2	894.7	894.3	894.7	894.3	893.1	892.2	893.9	893.9	893.5
10°	888.8	889.6	889.2	889.6	890.5	890.5	888.8	887.1	887.5	886.7	886.7
12.5°	881.5	882.8	883.2	884.9	887.1	889.6	885.7	882.0	881.0	880.6	880.2
15°	876.8	878.1	879.8	881.5	885.3	890.9	885.3	879.3	877.7	875.9	875.1
17.5°	875.5	877.2	879.8	882.4	887.5	893.1	888.3	882.4	878.1	875.5	874.6
20°	878.9	880.2	884.1	888.8	896.0	901.6	896.9	890.5	884.1	880.2	878.9
22.5°	885.7	887.9	892.6	901.1	911.4	919.5	913.2	902.5	892.2	887.1	885.3
25°	900.7	902.5	908.0	919.5	931.5	939.2	932.3	920.0	905.8	899.0	896.9
27.5°	923.4	925.9	931.9	945.6	955.5	959.7	955.0	946.5	936.2	929.0	927.2
30°	955.5	958.5	967.4	982.0	988.3	991.0	988.8	983.2	976.0	968.2	966.6
32.5°	998.6	1000.4	1010.6	1024.3	1030.3	1031.2	1028.5	1026.0	1014.0	1001.2	1000.4
35°	1047.0	1049.9	1062.4	1078.6	1084.1	1084.6	1079.4	1075.6	1061.5	1051.2	1051.2
37.5°	1111.0	1112.4	1124.3	1142.7	1148.7	1147.0	1144.4	1141.0	1126.0	1112.8	1113.2
40°	1186.3	1188.8	1199.1	1220.5	1220.5	1218.4	1220.0	1217.5	1202.5	1189.8	1190.2
42.5°	1275.6	1277.0	1289.3	1312.0	1310.3	1306.0	1307.8	1304.3	1294.9	1280.3	1275.2
45°	1371.0	1376.1	1397.5	1419.3	1415.9	1402.2	1409.0	1408.2	1399.6	1377.8	1379.1
47.5°	1486.0	1494.5	1515.1	1541.1	1537.3	1515.9	1523.6	1528.8	1516.7	1492.9	1488.6
50°	1615.5	1621.1	1651.4	1675.8	1672.4	1649.7	1667.3	1668.1	1638.2	1604.4	1604.4
52.5°	1753.6	1759.1	1800.2	1838.3	1840.4	1807.5	1821.6	1820.7	1772.0	1727.5	1719.0
55°	1908.3	1910.9	1963.9	2019.9	2031.9	1999.8	2001.6	1984.4	1921.2	1869.5	1864.7
57.5°	2068.3	2077.6	2136.2	2208.9	2244.4	2224.7	2215.7	2169.9	2108.8	2049.4	2046.4
60°	2245.2	2245.6	2321.7	2407.7	2479.5	2492.7	2456.0	2394.8	2315.8	2237.1	2233.7
62.5°	2367.9	2386.3	2482.5	2627.8	2756.5	2830.9	2733.8	2605.6	2450.0	2323.0	2310.2
65°	2393.1	2405.5	2552.2	2798.4	3061.3	3221.6	2997.2	2724.4	2459.0	2289.7	2281.1
67.5°	2189.2	2202.5	2400.0	2777.9	3275.0	3603.8	3168.2	2667.1	2306.8	2097.3	2080.6
70°	1693.4	1708.2	1952.4	2445.3	3227.6	3723.9	3046.4	2326.5	1902.3	1676.2	1645.8
72.5°	900.3	955.5	1164.1	1678.4	2619.7	3206.2	2497.9	1697.6	1226.9	1002.9	962.7
75°	328.7	335.6	451.9	744.3	1524.1	2198.6	1582.6	809.7	465.6	359.5	341.1
77.5°	135.9	135.5	148.8	224.9	553.6	1126.0	617.7	237.7	148.4	137.3	135.5
80°	80.4	80.4	88.5	93.6	145.7	339.8	162.9	106.1	88.9	81.2	82.5
82.5°	35.9	38.0	56.0	59.0	70.6	93.2	78.6	67.5	58.1	40.2	36.3
85°	19.7	17.1	29.5	30.8	33.8	34.6	37.2	36.8	33.8	19.7	20.1
87.5°	3.9	4.7	8.6	6.4	7.2	6.4	8.6	11.9	12.4	6.8	5.6
90°	0.0	0.0	0.0	0.0	0.0	0.0	0.0	0.0	0.0	0.0	0.0

(END OF REPORT)